








## OTHER FARM HAZARDS

-  Always store hazardous products such as poisons, chemicals and pesticides in line with regulations or manufacturer's instructions.
-  Choose appropriate child proof containers to store chemicals and poisons. Do not use soft drink bottles or other containers that may be mistaken by children.
-  Ensure power tools and other dangerous machinery are unplugged when not in use and stored safely away from children.
-  Some farm machinery is very loud which can damage ears. Consider the location of the equipment and keep protective safety equipment in easy to reach places.
-  Ensure firearms are stored appropriately and correctly as specified by law at all times.
-  Provide adequate shade coverage to protect young children from the sun.



## SAFETY TIPS FOR KEEPING KIDS SAFE ON FARMS

-  Create a safe fenced play area for children away from farm activities.
-  Always supervise children on the farm particularly around water and animals.
-  Keep dangerous goods locked safely away.
-  Always use appropriate restraints for all children when travelling in vehicles.
-  Be a good role model for children in vehicles and around the farm.
-  Establish and enforce farm safe rules.



# KIDS ON FARMS

Tips to help keep kids safe on farms

For more information you can also visit:

[mynrma.com.au](http://mynrma.com.au)  
[farmsafe.org.au](http://farmsafe.org.au)  
[royallifesaving.com.au](http://royallifesaving.com.au)

### Kidsafe New South Wales Inc

Kidsafe House, Hainsworth Street  
Westmead NSW 2145

Phone 02 9845 0890 Fax 02 9845 0895  
Email [kidsafe@chw.edu.au](mailto:kidsafe@chw.edu.au)  
Website [kidsafensw.org](http://kidsafensw.org)

Reprinted 2014







## PLAY SAFETY




Farms provide a wonderful environment for children to grown up in and to visit.

However, they are working environments and there can be many dangers and hazards for children. These safety tips are aimed at reducing injuries so that farms continue to be great places to live, learn and have fun.

### For younger children

-  Create a safe, secure, supervised play area with self closing gates for younger children away from farm activities. These are also useful for visiting children who may not be aware of farm hazards.
-  Ensure family members and visitors are aware of the safe play area and keep gates closed at all times.
-  Teach children the difference between safe play areas and work areas.
-  Separate driveways and turning circles from home and play areas.







### For older children

-  Establish and reinforce safety rules for such as 'out of bounds' areas.
-  Ensure they let adults know where they are going on the farm.
-  Teach children the difference between safe play areas and work areas.

## WATER SAFETY



Farms have many water areas and these can be very hazardous to children.





Tragically drowning is the main cause of deaths for children on farms - most occurring in dams.

-  Reduce any access for children to dams and waterways.
-  Ensure wells, sheep dips, tanks, troughs and any containers are covered.
-  Check dams and creeks for change in conditions such as higher water levels and debris.
-  Teach children basic water awareness and safety skills.
-  Adults on farms should have current first aid training.
-  Place CPR charts around the home and working areas.

## VEHICLE SAFETY

Vehicles and machinery are an essential part of farm life. Unfortunately they are also a leading cause of injury.




-  Children should not ride on tractors or in the back of utes.
-  Children should not ride quad bikes or be carried as passengers on quad bikes.

-  Always supervise children when vehicles are being moved. Hold hands with young children.
-  Ensure **all** children are appropriately and correctly restrained when travelling in vehicles on the farm.
-  Take keys out of vehicles and machinery when not in use and put out of reach of children.
-  Always ensure children wear helmets and other protective equipment when riding bikes. Check that the bike is suited to the child's size and ability.

## SAFETY AROUND ANIMALS

**It is important to remember that all animals can be unpredictable even those we keep as pets.**

**Children should be encouraged to respect animals and learn how to care and interact safely with them.**

-  Ensure that all animal pens and stockyards are inaccessible to young children.
-  Match farm jobs involving animals to your children's age and development.
-  When riding a horse, children should wear an approved helmet that fits correctly. Select the horse carefully and always supervise.