




# GETTING TO

## Respiratory Unit

### From Main Entrance:


1. Starting from the main entrance starting point  on Level 4.
2. Walk towards the Aboriginal Cultural Space .
3. Walk straight to the lifts  and go **DOWN** to level 3.
4. Exit lift and turn **LEFT** follow signs to the **RESPIRATORY UNIT**.

**BACK TO THE MAIN ENTRANCE  
SEE OVER**

# RETURN TO

## The Main Entrance

### From Respiratory Unit:

1. Exit the Respiratory Unit and walk straight.
2. Continue straight to the lifts  and go UP to level 4.
3. Exit lifts and walk straight towards main entrance.



This is for general information only

**THANK YOU FOR VISITING  
GOSFORD HOSPITAL**



Central Coast  
Local Health District