



# GETTING TO

## Inpatient Unit K7 - Special Care Nursery

### From Main Entrance:


1. Starting from the main entrance starting point  on Level 4 – near the coffee shop.
2. Proceed down the corridor past the coffee shop and gift shop, to the very end of corridor to the public lifts  on your right.
3. Take the lifts UP to Level 7 and follow directions to **Special Care Nursery**.

BACK TO THE MAIN ENTRANCE  
SEE OVER

# RETURN TO

## The Main Entrance

From Inpatient Unit K7 -  
Special Care Nursery:

1. Exit J7 Special Care Nursery and walk down corridor towards the lifts.
2. Enter lift  and go DOWN to level 4.
3. Exit lift and turn left and walk straight down corridor towards coffee shop and main entrance.



This is for general information only

**THANK YOU FOR VISITING  
GOSFORD HOSPITAL**



Central Coast  
Local Health District