



GETTING TO

Inpatient Unit J8

From Main Entrance:


1. Starting from the main entrance starting point  on Level 4 – near the coffee shop.
2. Proceed down the corridor past the coffee shop and gift shop, to the very end of corridor to the public lifts  on your right.
3. Take the lifts UP to Level 8 and follow directions to **Inpatient Unit J8**.

BACK TO THE MAIN ENTRANCE
SEE OVER

RETURN TO

The Main Entrance

From Inpatient Unit J8:

1. Exit J8 and walk down corridor towards the lifts.
2. Enter lift  and go DOWN to level 4.
3. Exit lift and turn left and walk straight down corridor towards coffee shop and main entrance.



This is for general information only

**THANK YOU FOR VISITING
GOSFORD HOSPITAL**



Central Coast
Local Health District