




# GETTING TO

## Inpatient Unit G3

### From Main Entrance:


1. Starting from the main entrance starting point  on Level 4.
2. Walk towards the Aboriginal Cultural Space  and continue walking straight to the lifts .
3. Take the lift DOWN to level 3.
4. Exit lift and follow directions to **Inpatient Unit G3.**

**BACK TO THE MAIN ENTRANCE  
SEE OVER**

# RETURN TO

## The Main Entrance

### From Inpatient Unit G3:

1. Exit G3 and walk down corridor and turn RIGHT.
2. Continue straight to the lifts  and go UP to level 4.
3. Exit lifts and walk straight towards main entrance.



This is for general information only

**THANK YOU FOR VISITING  
GOSFORD HOSPITAL**



Central Coast  
Local Health District