




GETTING TO

Diagnostic Cardiology

From Main Entrance:

1. Starting from the main entrance starting point  on Level 4 – near the coffee shop.
2. Walk towards the Aboriginal Cultural Space .
3. Continue walking straight to lifts .
4. Enter the lift and go UP to level 5.
5. Exit lift and walk straight.
6. Proceed down the corridor to the next doorway on the **LEFT** to the Diagnostic Cardiology department.

BACK TO THE MAIN ENTRANCE
SEE OVER

RETURN TO

The Main Entrance

From Diagnostic Cardiology:

1. Exit the Diagnostic Cardiology department and turn RIGHT.
2. Walk all the way to the end of the corridor to the LIFTS.
3. Enter LIFT and go DOWN to Level 4.
4. Exit the LIFT and walk straight towards the main entrance.



This is for general information only

**THANK YOU FOR VISITING
GOSFORD HOSPITAL**



Central Coast
Local Health District