



GETTING TO

Cancer Day Unit (CDU) B5

From Main Entrance:


1. Starting from the main entrance starting point  on Level 4.
2. Walk in the opposite direction of coffee shop, in the direction of the Children's ward -Inpatient Unit D4
3. Walk down corridor past the Children's ward to end of corridor to the lifts on the right .
4. Enter lift and go UP to level 5.
5. Exit lift and turn left and walk straight and turn left into first corridor.
6. **Cancer Day Unit** is located in this corridor – the next doorway on the left.

BACK TO THE MAIN ENTRANCE
SEE OVER

RETURN TO

The Main Entrance

From Cancer Day Unit (CDU) B5:

1. Exit the Cancer Day Unit (CDU) and turn RIGHT and walk down corridor.
2. Turn RIGHT at end of corridor.
3. Continue straight to lifts.
4. Enter lift  and go DOWN to level 4.
5. Exit lift and turn left and walk down corridor.
6. Walk past the Children's ward - D4 Inpatient Unit and towards main entrance.



This is for general information only

**THANK YOU FOR VISITING
GOSFORD HOSPITAL**



Central Coast
Local Health District