


REMEMBER:
*If you follow
these instructions
it will help you
to destroy germs
on your skin.*



Skin Preparation

Information for Patients




*Please take this brochure home
and follow the instructions*

SHOWERING INSTRUCTIONS FOR PATIENTS WHO ARE ADMITTED ON THE DAY OF SURGERY

The following instructions are designed to reduce the potential risk of infection associated with a surgical procedure.

- 1** Please shower at home on the **morning** of admission.



- 2** Please wash with an antiseptic soap, eg 'Sapoderm'.



Pay attention to:

- ★ Hands, arms, underarms
- ★ Feet, legs
- ★ Anal region, groin
- ★ Abdomen "tummy"


Clean inner navel "belly button" area thoroughly with washer or cotton bud.

If you have an allergy to soap ask a chemist for an alternative.

- 3** Dry yourself thoroughly with a freshly laundered towel.

- 4** **DO NOT** apply powders or body creams. Use of a deodorant is acceptable unless you are having shoulder or breast surgery.

- 5** Dress in **FRESHLY** laundered clothing.



N.B Brush teeth with toothpaste. Only shampoo hair but **DO NOT** wash eyes or inner ears with soap preparation.

The area to be operated on need not be shaved. If required by surgeon, it will be attended to on admission.