

Primary School Mobile Dental Program

Oral Health Social Story




*This written information is to support the
discussions held with your healthcare provider*

JUN24/V1 CATALOGUE CC12952A-E



Dental Van



Our dental van is coming to visit your school. When we visit, you will come in for a check-up of your teeth!



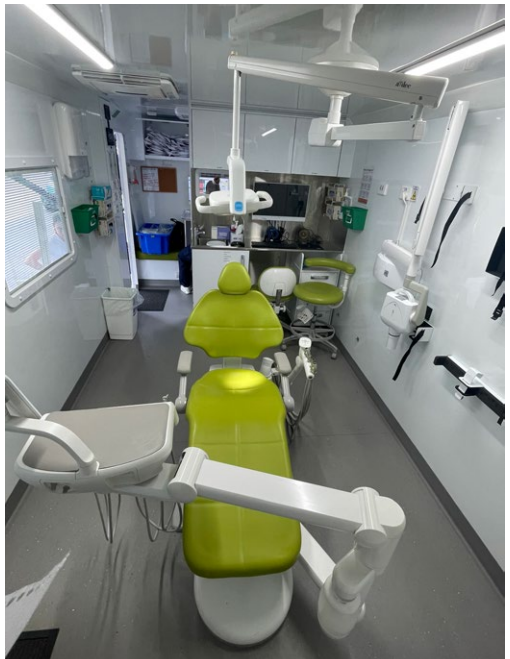
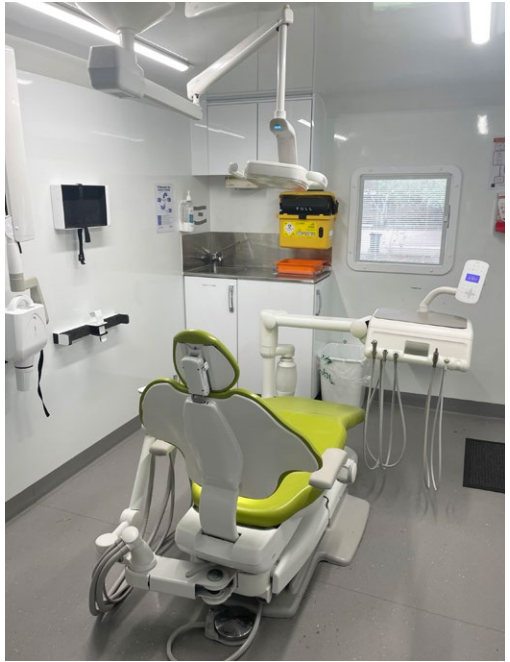
Before you go in the van, we'll check how tall you are.



You then come up the stairs and into the dental van. Make sure you hold onto the rail.



This is what the inside of the van looks like.



This is what the friendly team looks like.



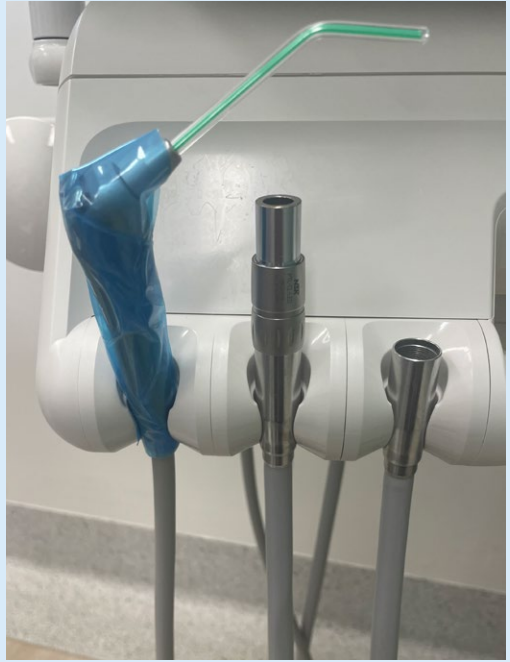
We wear masks when we look at your teeth.



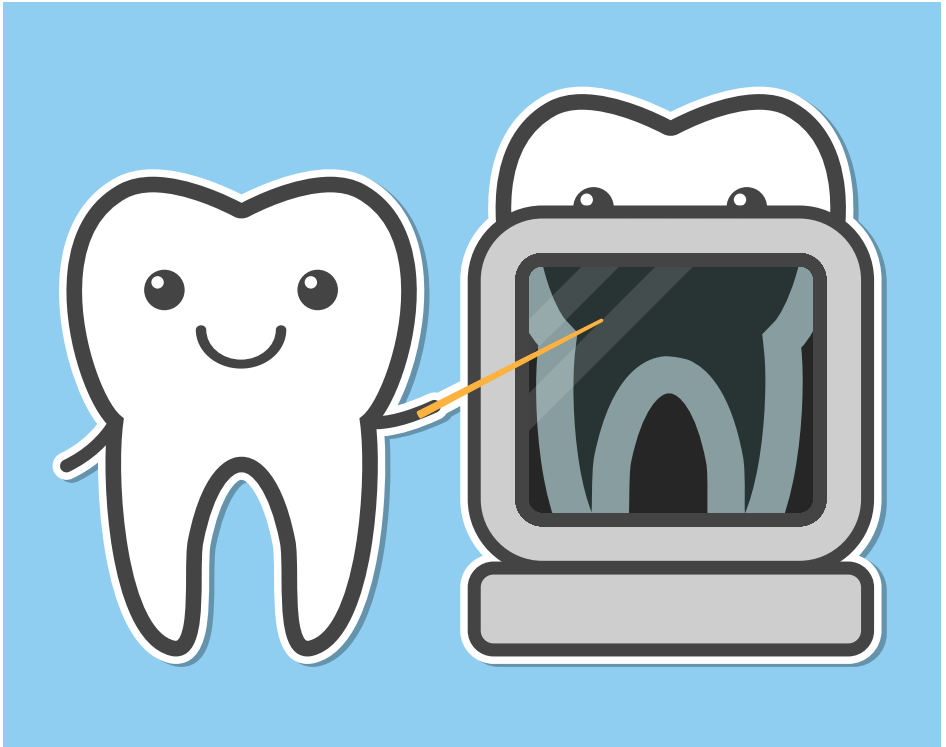
Time for your check-up. We use a very small mirror and a tooth pointer to check your teeth. The tooth pointer is like a small ruler to measure your teeth. Sometimes we use it to clean any food off your teeth.



We also use the air sprayer which feels like wind. This dries your teeth so we can have a good look.



Sometimes we need to take an x-ray of your teeth. An x-ray is a special photo of the inside of your teeth.



This is the little x-ray camera.


This camera goes next to your cheek so that it can see your teeth.

We all stand outside of the van while the camera takes the photo.

The camera will make a little beep sound.



Sometimes we need to put special paste on your teeth to keep them strong. We paint this on with a special little brush.



Your check-up is now complete – your smile looks great! Thank you for visiting our dental van. We hope to see you again next year!

